













Team Results

Rank	Name	NAT									SJ Pen.	Total
			D Total Rk. E Pen.	D Total Rk. E Pen.	D Total Rk. E Pen.	D Total Rk. E Pen.	D Total Rk. E Pen.	D Total Rk. E Pen.				
1	Italy	ITA	39.066		38.532		37.866		38.532			153.996
	BARZASI Chiara		4.2 12.700 19 8.500			4.9 12.400 12 7.500	4.8 12.566 13 7.766					37.666
	MARANO July		4.6 13.366 2 8.766	4.7 12.133 7 7.433								25.499
	GRILLO Arianna		4.2 13.000 6 8.800			4.8 12.700 7 7.900	4.9 13.066 3 8.166					38.766
	PIERATTI Martina			5.6 13.466 1 7.866	5.0 12.766 5 7.766							26.232
	PIERAZZINI Viola			5.1 12.933 2 7.833			5.3 12.900 5 7.600					25.833





Team Results

Rank	Name	NAT									SJ Pen.	Total
			D Total Rk. E Pen.	D Total Rk. E Pen.	D Total Rk. E Pen.	D Total Rk. E Pen.	D Total Rk. E Pen.	D Total Rk. E Pen.				
2	Romania	ROU	39.032		33.599		38.832		39.032			150.495
	GHIGOARTA Amalia		4.2 13.166 4 8.966	5.0 12.300 4 7.300	5.0 13.233 1 8.233	4.7 12.733 9 8.033						51.432
	MANECA-VOINEA Sabrina		4.2 12.866 11 8.666	5.0 11.433 25 6.433		4.9 13.066 3 8.166						37.365
	PUFLEA Amalia		4.2 13.000 6 8.800	5.2 9.866 70 4.666	5.1 12.833 4 7.733	5.1 13.233 2 8.133						48.932
	BOTEZ Miruna				5.2 12.766 6 7.566							12.766
	TUDOR Crina											0.000





Team Results

Rank	Name	NAT									SJ Pen.	Total
			D Total Rk. E Pen.		D Total Rk. E Pen.		D Total Rk. E Pen.		D Total Rk. E Pen.			
3	Germany	GER	39.132		36.166		36.799		38.232			150.329
	KEVRIC Helen		5.0 13.733 1 8.733	5.4 12.900 3 7.500	4.8 12.833 3 8.033	5.0 13.466 1 8.466						52.932
	JAUCH Meolie			5.1 11.800 14 6.700		4.6 12.633 12 8.033						24.433
	GOTTHARDT Marlene		4.0 12.766 15 8.766	4.1 11.466 23 7.366	4.7 11.466 39 6.766	4.9 12.133 24 7.233						47.831
	STOEHR Silja											0.000
	MOISZI Chiara Summer		3.8 12.633 21 8.833		4.8 12.500 10 7.700							25.133





Team Results

Rank	Name	NAT									SJ Pen.	Total
			D Total Rk. E Pen.	D Total Rk. E Pen.	D Total Rk. E Pen.	D Total Rk. E Pen.	D Total Rk. E Pen.	D Total Rk. E Pen.				
4	Great Britain	GBR	38.399		36.133		36.132		36.899			147.563
	EVAN Ruby			4.3 11.900 11 7.600	4.4 11.366 42 6.966	5.0 12.766 8 7.766						36.032
	MARTIN Abigail		4.2 12.700 19 8.500	4.6 12.133 6 7.533	4.8 12.533 9 7.733							37.366
	DAVIES Grace											0.000
	TRAFFORD Tiegan		4.2 12.633 24 8.433		4.9 12.233 15 7.333	4.5 12.200 21 7.700						37.066
	FLAGE-DONOVAN Evie		4.2 13.066 5 8.866	4.3 12.100 8 7.800		4.2 11.933 38 7.733						37.099





Team Results

Rank	Name	NAT									SJ Pen.	Total
			D Total Rk. E Pen.		D Total Rk. E Pen.		D Total Rk. E Pen.		D Total Rk. E Pen.			
5	France	FRA	38.932		34.866		35.698		37.499			146.995
	VIALLAT Lilou		4.2 8.666	12.866 11				4.2 8.333	12.533 14			25.399
	FROTTE Ambre		4.2 8.666	12.866 11	4.2 7.733	11.933 10	4.7 7.466	12.166 17				36.965
	VAN EIJKEN Ming		4.4 8.800	13.200 3	4.4 7.200	11.600 18		4.6 7.733	12.333 19			37.133
	KHENOUN Lena						4.9 6.466	11.366 45	4.5 8.133	12.633 11		23.999
	PONDART Lana				3.5 7.833	11.333 27	4.6 7.566	12.166 16				23.499





Team Results

Rank	Name	NAT									SJ Pen.	Total
			D Total Rk. E Pen.		D Total Rk. E Pen.		D Total Rk. E Pen.		D Total Rk. E Pen.			
6	Czech Republic	CZE	37.766		33.699		36.165		36.698			144.328
	ARTAMONOVA Sona		3.6 12.233 35 8.633	3.5 11.233 32 7.733			4.6 12.466 16 7.966 0.100					35.932
	MAKOVICKOVA Patricie		3.8 12.600 25 8.800		4.5 11.966 21 7.466							24.566
	MASOVA Vanesa				5.0 11.966 22 6.966	4.4 11.766 45 7.666 0.300						23.732
	STRAKOSOVA Ema			3.1 10.933 42 7.833								10.933
	VLKOVA Alice		4.4 12.933 9 8.533	4.3 11.533 20 7.233	4.6 12.233 14 7.633	4.6 12.466 17 7.866						49.165





Team Results

Rank	Name	NAT									SJ Pen.	Total
			D Total Rk. E Pen.	D Total Rk. E Pen.	D Total Rk. E Pen.	D Total Rk. E Pen.	D Total Rk. E Pen.	D Total Rk. E Pen.				
7	Belgium	BEL	36.765		34.266		35.466		36.266			142.763
	DESCAMPS Naomi											0.000
	BRUYNSEELS Eva			4.0 7.000	11.000 41							11.000
	O'DRISCOLL Aberdeen		4.2 8.566	12.766 16	4.2 7.433	11.633 16	4.5 7.366	11.866 27	4.4 8.000	12.400 18		48.665
	DEVREKER Yelena		3.6 8.266	11.866 56	4.7 6.933	11.633 17	4.7 7.100	11.800 29	4.2 8.166	12.066 0.300		47.365
	DEGRYSE Hanne		3.8 8.333	12.133 40			4.1 7.700	11.800 28	4.2 7.600	11.800 44		35.733





Team Results

Rank	Name	NAT									SJ Pen.	Total
			D Total Rk. E Pen.	D Total Rk. E Pen.	D Total Rk. E Pen.	D Total Rk. E Pen.	D Total Rk. E Pen.	D Total Rk. E Pen.				
8	Switzerland	SUI	35.500		34.532		34.965		37.532			142.529
	ALTHERR Vivienne			4.1 11.500 22 7.400								11.500
	RAFFIN Kiara		3.4 11.800 60 8.400	4.2 11.566 19 7.366			4.3 12.500 15 8.200					35.866
	RAFFIN Samira		3.2 11.600 80 8.400		4.7 11.366 43 6.766 0.100	4.4 12.766 7 8.366						35.732
	PENNISI Angela				3.9 11.933 24 8.033	4.4 12.266 20 7.966 0.100						24.199
	CITHERLET Lou-Anne		3.6 12.100 41 8.500	4.1 11.466 23 7.366	4.3 11.666 33 7.366							35.232





Team Results

Rank	Name	NAT									SJ Pen.	Total
			D Total Rk. E Pen.	D Total Rk. E Pen.	D Total Rk. E Pen.	D Total Rk. E Pen.	D Total Rk. E Pen.	D Total Rk. E Pen.				
9	Hungary	HUN	37.166		33.399		36.666		35.198			142.429
	BALZSAY Hanna			3.8 11.033 37 7.233								11.033
	CZIFRA Bettina Lili		3.8 12.300 33 8.500	4.2 11.733 15 7.533	4.9 12.466 11 7.566	4.7 11.966 35 7.266						48.465
	MARACZI Fruzsina		3.6 11.933 49 8.333									11.933
	BOGYO Anna Szofia		4.2 12.933 8 8.733	3.6 10.633 45 7.033	4.4 11.900 25 7.500	4.3 11.466 59 7.166						46.932
	KNIGHT Anna Eileen				4.3 12.300 13 8.000	4.4 11.766 47 7.366						24.066





Team Results

Rank	Name	NAT									SJ Pen.	Total
			D Total Rk. E Pen.		D Total Rk. E Pen.		D Total Rk. E Pen.		D Total Rk. E Pen.			
10	Spain	ESP	37.866		34.500		32.898		35.399			140.663
	FONT Laia		4.2 8.566	12.766 16	4.4 7.600	12.000 9			4.4 7.433	11.833 42		36.599
	SUBIROS CANET Natalia				4.2 7.100	11.300 28	4.3 6.366	10.666 60	4.0 7.666	11.666 50		33.632
	LOPEZ GILART Ares						4.4 7.166	11.566 34				11.566
	GUARDIET Mar		3.6 8.700	12.300 31	4.2 7.000	11.200 33	4.5 6.166	10.666 61	4.3 7.600	11.900 39		46.066
	GARCIA TEJADA Sainza		4.2 8.700	12.800 14								12.800





Team Results

Rank	Name	NAT									SJ Pen.	Total
			D Total Rk. E Pen.		D Total Rk. E Pen.		D Total Rk. E Pen.		D Total Rk. E Pen.			
11	Greece	GRE	36.265		30.666		34.098		35.632			136.661
	GOUSIOU Melina				1.5 9.600 72 8.100	4.6 11.366 44 6.766	4.3 11.966 32 7.666					32.932
	BANTI Eleni		3.4 11.866 53 8.466									11.866
	MESIRI Athanasia		4.0 12.633 22 8.633	4.0 10.700 44 6.700	4.2 11.766 30 7.566	4.2 11.966 31 7.866	0.100					47.065
	LIAPI Foteini		3.2 11.766 62 8.566	3.0 10.366 52 7.366	3.5 10.966 51 7.466	4.3 11.700 49 7.400						44.798





Team Results

Rank	Name	NAT									SJ Pen.	Total
			D Total Rk. E Pen.		D Total Rk. E Pen.		D Total Rk. E Pen.		D Total Rk. E Pen.			
12	Norway	NOR	35.366		30.599		33.799		35.532			135.296
	HAMMERO Kristine				2.5 6.833	9.333 77			4.1 8.066	12.166 22		21.499
	LOCKERT Keisha		3.8 8.500	12.300 33	3.3 7.433	10.733 43	4.5 7.033	11.533 38	4.3 7.600	11.900 39		46.466
	GADDERUD Tomine		3.2 8.366	11.566 82			4.3 6.900	11.200 47	4.0 7.666	11.466 57	0.200	34.232
	IFEANYI Hannah		3.4 8.200	11.500 86	2.7 7.833	10.533 46	4.0 7.066	11.066 49				33.099





Team Results

Rank	Name	NAT									SJ Pen.	Total
			D Total Rk. E Pen.	D Total Rk. E Pen.	D Total Rk. E Pen.	D Total Rk. E Pen.	D Total Rk. E Pen.	D Total Rk. E Pen.				
13	Slovakia	SVK	36.399		30.633		32.466		32.299			131.797
	DOBROCKA Lucia		3.8 12.533 26 8.733	4.6 11.033 39 6.433	4.8 12.100 19 7.300	4.1 11.600 52 7.500						47.266
	BAZIKOVA Ema		3.6 11.933 49 8.333	1.7 9.600 73 7.900	4.6 10.900 52 6.300	3.3 9.466 95 6.166						41.899
	BANOVICOVA Sofia		3.4 11.933 47 8.533	3.5 10.000 62 6.500	4.2 9.466 83 5.266	4.1 11.233 65 7.133						42.632





Team Results

Rank	Name	NAT									SJ Pen.	Total
			D Total Rk. E Pen.		D Total Rk. E Pen.		D Total Rk. E Pen.		D Total Rk. E Pen.			
14	Poland	POL	35.632		30.499		33.099		32.265			131.495
	DROBNIAK Maria		3.4 11.900 52 8.500	2.6 9.966 65 7.366	4.3 11.366 41 7.066	4.5 10.866 77 6.466 0.100						44.098
	GRYGIEL Magdalena		3.6 12.066 42 8.466	4.2 10.433 51 6.233	4.2 11.433 40 7.233							33.932
	GRZESIKIEWICZ Wiktoria		3.4 11.666 73 8.366 0.100		4.3 10.300 73 6.000	3.9 11.433 60 7.533						33.399
	ROWINSKA Maria			3.3 10.100 59 6.800		3.8 9.966 92 6.566 0.400						20.066





Team Results

Rank	Name	NAT									SJ Pen.	Total
			D Total Rk. E Pen.		D Total Rk. E Pen.		D Total Rk. E Pen.		D Total Rk. E Pen.			
15	Ireland	IRL	34.933		30.832		32.232		33.166			131.163
	RUSSELL Lily						4.7 10.666 62 5.966	4.0 11.200 67 7.200				21.866
	MCGUINNESS Sophie		3.2 11.600 79 8.500 0.100	2.6 10.166 55 7.566	3.9 10.333 70 6.433							32.099
	MCGUINNESS Maeve		3.4 11.633 77 8.333 0.100	2.8 10.466 48 7.666			4.0 11.000 71 7.100 0.100					33.099
	NI DRISCEOIL Caoimhe			2.7 10.200 54 7.500	4.4 11.233 46 6.833							21.433
	HURLEY Aisling		3.2 11.700 68 8.500				4.1 10.966 74 6.866					22.666





Team Results

Rank	Name	NAT									SJ Pen.	Total
			D Total Rk. E Pen.		D Total Rk. E Pen.		D Total Rk. E Pen.		D Total Rk. E Pen.			
16	Israel	ISR	35.832		30.966		30.432		33.798			131.028
	LEIZEROVICH Almog		3.4 12.033 43 8.633	2.8 10.133 58 7.333	4.4 9.433 85 5.033	4.0 11.266 63 7.266						42.865
	STEINBERG Nitzan		3.4 11.933 47 8.533	2.7 9.600 74 6.900	4.4 10.166 75 5.766	4.4 10.566 84 6.166						42.265
	SHOSHANI Yali		3.4 11.866 53 8.466	3.3 11.233 31 7.933	4.5 10.833 55 6.333	4.4 11.966 33 7.566						45.898
	BARAK Liran											0.000





Team Results

Rank	Name	NAT									SJ Pen.	Total
			D Total Rk. E Pen.	D Total Rk. E Pen.	D Total Rk. E Pen.	D Total Rk. E Pen.	D Total Rk. E Pen.	D Total Rk. E Pen.				
17	Bulgaria	BUL	35.166		29.566		32.766		33.698		1.0	130.196
	NIKOLOVA Elena		3.4 11.700 69 8.400 0.100	2.7 10.433 50 7.733								22.133
	SOKOLOVA Nikol		3.4 11.666 73 8.366 0.100		4.4 11.533 36 7.133	3.9 11.466 58 7.666 0.100						34.665
	STOIMENOVA Nikol			4.0 11.833 12 7.833	4.4 11.533 36 7.133	3.8 11.266 62 7.466						34.632
	VENTSISLAVOVA Viktoria					4.0 10.966 73 6.966						10.966
	GEORGIEVA Diana		3.4 11.800 60 8.400	1.1 7.300 94 6.200	4.6 9.700 81 5.100							28.800





Team Results

Rank	Name	NAT									SJ Pen.	Total
			D Total Rk. E Pen.		D Total Rk. E Pen.		D Total Rk. E Pen.		D Total Rk. E Pen.			
18	Croatia	CRO	36.299		29.632		30.899		33.066			129.896
	BEZER Mia						4.1 9.533 82	4.4 10.566 83	5.433	6.466 0.300		20.099
	PRPIC Mila		4.2 12.500 27	4.3 11.166 34	4.8 12.033 20	4.2 11.500 56	8.400 0.100	6.866	7.333 0.100	7.300		47.199
	HONTIC Mirna		3.6 12.033 44	2.9 9.066 86	4.6 9.333 87	8.433	6.166	4.733				30.432
	MESTER Sofia			3.8 9.400 76	5.600							9.400
	KAPULAR Lea		3.4 11.766 63			8.366			4.6 11.000 72	6.400		22.766





Team Results

Rank	Name	NAT									SJ Pen.	Total			
			D Total Rk. E Pen.	D Total Rk. E Pen.	D Total Rk. E Pen.	D Total Rk. E Pen.	D Total Rk. E Pen.	D Total Rk. E Pen.							
19	Turkey	TUR	34.599		32.132		31.465		31.666			129.862			
	KARADEMIR Atiye Berra		4.2 7.033	10.933 0.300	93	4.1 6.966	11.066 0.300	36	5.2 6.866	11.966 0.100	23	4.7 7.066	11.766 0.300	48	45.731
	BAY Beren		3.6 8.233	11.833 0.300	59	2.7 7.300	10.000 0.300	61	4.2 3.666	7.766 0.100	96	4.1 5.900	10.000 0.300	91	39.599
	KURTULUS Zeynep		3.6 8.333	11.833 0.100	58	3.8 7.266	11.066 0.300	35	4.9 6.833	11.733 0.300	32	4.4 5.800	9.900 0.300	93	44.532





Team Results

Rank	Name	NAT									SJ Pen.	Total
			D Total Rk. E Pen.	D Total Rk. E Pen.	D Total Rk. E Pen.	D Total Rk. E Pen.	D Total Rk. E Pen.	D Total Rk. E Pen.				
20	Denmark	DEN	35.432		29.332		30.632		34.432			129.828
	JACOBSEN Sara		4.6 7.433	12.033 45			4.4 6.466	10.766 57 0.100	4.3 7.766	12.066 27		34.865
	JENSEN Natalie				2.8 7.366	10.166 56	4.5 5.566	10.066 77	3.6 7.600	11.200 66		31.432
	LASSEN Hannah		3.4 8.266	11.666 75	2.0 7.866	9.866 69						21.532
	RASMUSSEN Frida		3.4 8.333	11.733 66	1.3 8.000	9.300 79	4.2 5.700	9.800 80 0.100	4.1 7.066	11.166 69		41.999

Team Results

Rank	Name	NAT									SJ Pen.	Total
			D Total Rk. E Pen.	D Total Rk. E Pen.	D Total Rk. E Pen.	D Total Rk. E Pen.	D Total Rk. E Pen.	D Total Rk. E Pen.				
21	Latvia	LAT	34.400		28.532		31.666		33.032			127.630
	MIHAILOVA Marija			3.2 9.233 81 6.033	4.3 10.000 78 5.800 0.100							19.233
	RATOBILSKA Valerija		3.2 11.300 92 8.100	2.6 9.333 78 6.733	4.6 11.166 48 6.566							31.799
	SMIRNOVA Marija		3.4 11.700 70 8.300				4.0 10.533 86 6.533					22.233
	JUREVICA Katrina		3.2 11.400 90 8.200	2.1 9.966 64 7.866	4.4 10.500 66 6.100	4.3 11.833 41 7.533						43.699
	GRAUDA GROTE Anna						3.7 10.666 81 6.966					10.666

Team Results

Rank	Name	NAT									SJ Pen.	Total
			D Total Rk. E Pen.	D Total Rk. E Pen.	D Total Rk. E Pen.	D Total Rk. E Pen.	D Total Rk. E Pen.	D Total Rk. E Pen.				
22	Portugal	POR	35.398		27.900		27.866		34.665			125.829
	ALVES Gabriela		3.2 11.566 82 8.366	4.1 10.000 63 5.900	3.8 8.933 92 5.233 0.100	4.2 11.666 51 7.466						42.165
	CALISTO Maria		3.6 12.166 37 8.566	3.5 9.900 68 6.400	4.2 9.100 90 4.900	4.2 11.766 46 7.566						42.932
	MENEZES Maria					4.3 11.233 64 7.233 0.300						11.233
	CARVALHO Catarina		3.4 11.666 75 8.266	1.3 8.000 92 6.700	4.3 9.833 79 5.533							29.499

LEGEND



E Execution

D Difficulty

Rk. Ranking

Pen. Penalty